

✓ **Congratulations! You passed!**
TO PASS 80% or higher

Keep Learning

GRADE
100%

Recurrent Neural Networks

LATEST SUBMISSION GRADE
100%

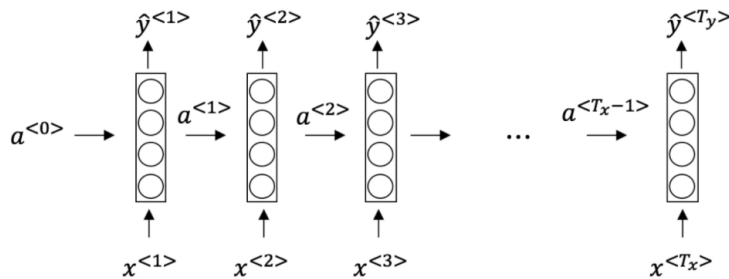
1. Suppose your training examples are sentences (sequences of words). Which of the following refers to the j^{th} word in the i^{th} training example? 1 / 1 point

- $x^{(i)<j>}$
- $x^{<i>(j)}$
- $x^{(j)<i>}$
- $x^{<j>(i)}$

✓ **Correct**

We index into the i^{th} row first to get the i^{th} training example (represented by parentheses), then the j^{th} column to get the j^{th} word (represented by the brackets).

2. Consider this RNN: 1 / 1 point



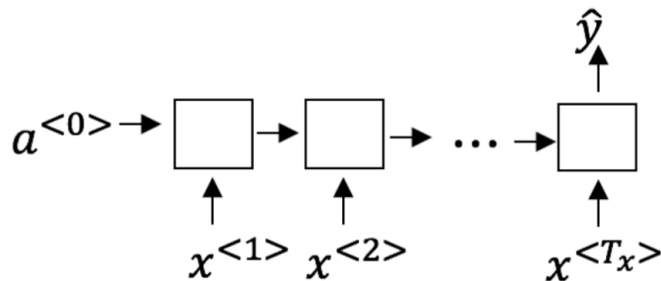
This specific type of architecture is appropriate when:

- $T_x = T_y$
- $T_x < T_y$
- $T_x > T_y$
- $T_x = 1$

✓ **Correct**

It is appropriate when every input should be matched to an output.

3. To which of these tasks would you apply a many-to-one RNN architecture? (Check all that apply). 1 / 1 point



- Speech recognition (input an audio clip and output a transcript)
- Sentiment classification (input a piece of text and output a 0/1 to denote positive or negative sentiment)

✓ **Correct**

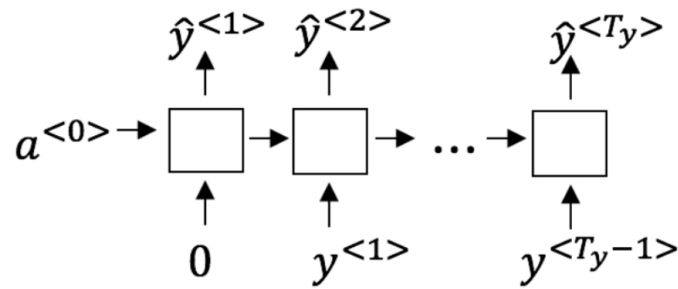
Correct!

- Image classification (input an image and output a label)
- Gender recognition from speech (input an audio clip and output a label indicating the speaker's gender)

✓ Correct
Correct!

4. You are training this RNN language model.

1 / 1 point



At the t^{th} time step, what is the RNN doing? Choose the best answer.

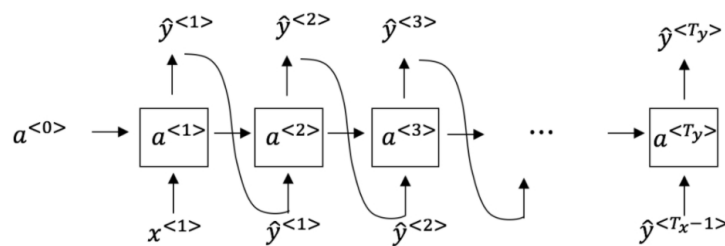
- Estimating $P(y^{<1>}, y^{<2>}, \dots, y^{<t-1>})$
- Estimating $P(y^{<t>})$
- Estimating $P(y^{<t>} | y^{<1>}, y^{<2>}, \dots, y^{<t-1>})$
- Estimating $P(y^{<t>} | y^{<1>}, y^{<2>}, \dots, y^{<t>})$

✓ Correct

Yes, in a language model we try to predict the next step based on the knowledge of all prior steps.

5. You have finished training a language model RNN and are using it to sample random sentences, as follows:

1 / 1 point



What are you doing at each time step t ?

- (i) Use the probabilities output by the RNN to pick the highest probability word for that time-step as $\hat{y}^{<t>}$. (ii) Then pass the ground-truth word from the training set to the next time-step.
- (i) Use the probabilities output by the RNN to randomly sample a chosen word for that time-step as $\hat{y}^{<t>}$. (ii) Then pass the ground-truth word from the training set to the next time-step.
- (i) Use the probabilities output by the RNN to pick the highest probability word for that time-step as $\hat{y}^{<t>}$. (ii) Then pass this selected word to the next time-step.
- (i) Use the probabilities output by the RNN to randomly sample a chosen word for that time-step as $\hat{y}^{<t>}$. (ii) Then pass this selected word to the next time-step.

✓ Correct
Yes!

6. You are training an RNN, and find that your weights and activations are all taking on the value of NaN ("Not a Number"). Which of these is the most likely cause of this problem?

1 / 1 point

- Vanishing gradient problem.
- Exploding gradient problem.
- ReLU activation function $g(\cdot)$ used to compute $g(z)$, where z is too large.
- Sigmoid activation function $g(\cdot)$ used to compute $g(z)$, where z is too large.

✓ Correct

7. Suppose you are training a LSTM. You have a 10000 word vocabulary, and are using an LSTM with 100-dimensional activations $a^{<t>}$. What is the dimension of Γ_u at each time step?

1 / 1 point

- 1
- 100
- 300
- 10000

✓ Correct

Correct, Γ_u is a vector of dimension equal to the number of hidden units in the LSTM.

8. Here're the update equations for the GRU.

1 / 1 point

GRU

$$\tilde{c}^{<t>} = \tanh(W_c[\Gamma_r * c^{<t-1>}, x^{<t>}] + b_c)$$

$$\Gamma_u = \sigma(W_u[c^{<t-1>}, x^{<t>}] + b_u)$$

$$\Gamma_r = \sigma(W_r[c^{<t-1>}, x^{<t>}] + b_r)$$

$$c^{<t>} = \Gamma_u * \tilde{c}^{<t>} + (1 - \Gamma_u) * c^{<t-1>}$$

$$a^{<t>} = c^{<t>}$$

Alice proposes to simplify the GRU by always removing the Γ_u , i.e., setting $\Gamma_u = 1$. Betty proposes to simplify the GRU by removing the Γ_r , i.e., setting $\Gamma_r = 1$ always. Which of these models is more likely to work without vanishing gradient problems even when trained on very long input sequences?

- Alice's model (removing Γ_u), because if $\Gamma_r \approx 0$ for a timestep, the gradient can propagate back through that timestep without much decay.
- Alice's model (removing Γ_u), because if $\Gamma_r \approx 1$ for a timestep, the gradient can propagate back through that timestep without much decay.
- Betty's model (removing Γ_r), because if $\Gamma_u \approx 0$ for a timestep, the gradient can propagate back through that timestep without much decay.
- Betty's model (removing Γ_r), because if $\Gamma_u \approx 1$ for a timestep, the gradient can propagate back through that timestep without much decay.

✓ Correct

Yes. For the signal to backpropagate without vanishing, we need $c^{<t>}$ to be highly dependant on $c^{<t-1>}$.

9. Here are the equations for the GRU and the LSTM:

1 / 1 point

GRU

$$\tilde{c}^{<t>} = \tanh(W_c[\Gamma_r * c^{<t-1>}, x^{<t>}] + b_c)$$

$$\Gamma_u = \sigma(W_u[c^{<t-1>}, x^{<t>}] + b_u)$$

$$\Gamma_r = \sigma(W_r[c^{<t-1>}, x^{<t>}] + b_r)$$

$$c^{<t>} = \Gamma_u * \tilde{c}^{<t>} + (1 - \Gamma_u) * c^{<t-1>}$$

$$a^{<t>} = c^{<t>}$$

LSTM

$$\tilde{c}^{<t>} = \tanh(W_c[a^{<t-1>}, x^{<t>}] + b_c)$$

$$\Gamma_u = \sigma(W_u[a^{<t-1>}, x^{<t>}] + b_u)$$

$$\Gamma_f = \sigma(W_f[a^{<t-1>}, x^{<t>}] + b_f)$$

$$\Gamma_o = \sigma(W_o[a^{<t-1>}, x^{<t>}] + b_o)$$

$$c^{<t>} = \Gamma_u * \tilde{c}^{<t>} + \Gamma_f * c^{<t-1>}$$

$$a^{<t>} = \Gamma_o * c^{<t>}$$

From these, we can see that the Update Gate and Forget Gate in the LSTM play a role similar to _____ and _____ in the GRU. What should go in the the blanks?

- Γ_u and $1 - \Gamma_u$
- Γ_u and Γ_r
- $1 - \Gamma_u$ and Γ_u
- Γ_r and Γ_u

✓ Correct

Yes, correct!

10. You have a pet dog whose mood is heavily dependent on the current and past few days' weather. You've collected data for the past 365 days on the weather, which you represent as a sequence as $x^{<1>}, \dots, x^{<365>}$. You've also collected data on your dog's mood, which you represent as $y^{<1>}, \dots, y^{<365>}$. You'd like to build a model to map from $x \rightarrow y$. Should you use a Unidirectional RNN or Bidirectional RNN for this problem?

1 / 1 point

- Bidirectional RNN, because this allows the prediction of mood on day t to take into account more information.
- Bidirectional RNN, because this allows backpropagation to compute more accurate gradients.
- Unidirectional RNN, because the value of $y^{<t>}$ depends only on $x^{<1>}, \dots, x^{<t>}$, but not on $x^{<t+1>}, \dots, x^{<365>}$.
- Unidirectional RNN, because the value of $y^{<t>}$ depends only on $x^{<t>}$, and not other days' weather.

✓ Correct

Yes!